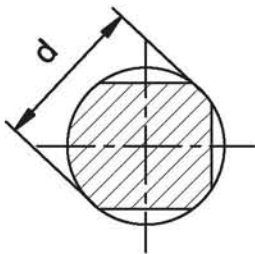


1. Boring Bar


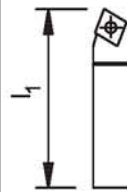
Steel Shank

2. Bar Diameter



3. Tool Length

A = 32	N = 160
B = 40	P = 170
C = 50	Q = 180
D = 60	R = 200
E = 70	S = 250
F = 80	T = 300
G = 90	U = 350
H = 100	V = 400
J = 110	W = 450
K = 125	Y = 500
L = 140	X = special
M = 150	



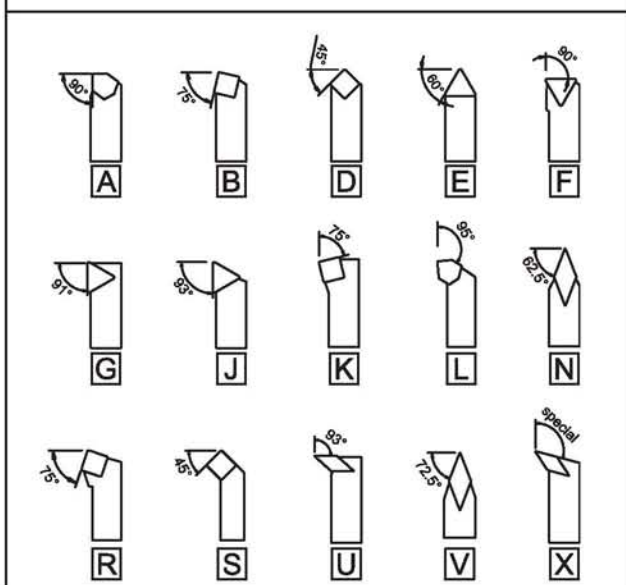
TOOL HOLDER

M	C	L	N	R
4	5	6	7	8

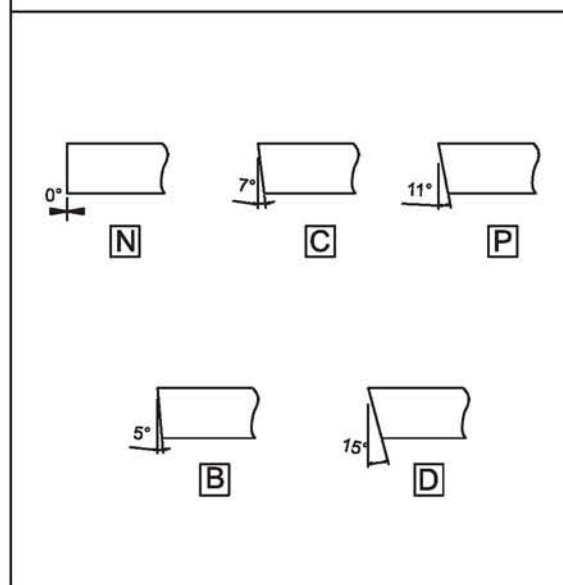
BORING BAR

S	25	M	M	C	L	N	R
1	2	3	4	5	6	7	8

6. Approach Angle

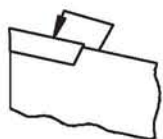


7. Insert Clearance Angle



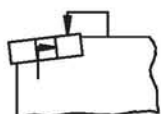
4. Clamping System

Top Clamping



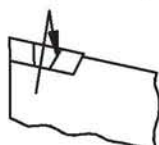
C

Top And Hole Clamping



M

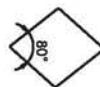
Screw Clamping



S

5. Insert Shape

C



D



K



R



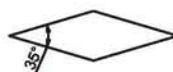
S



T



V

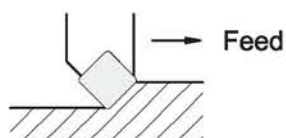


W

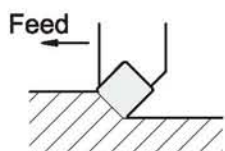


25 25 M - 08
9 10 3 11

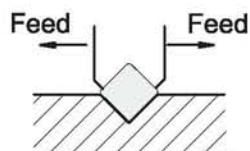
8. Hand Of Tool



R



L

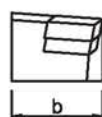


N

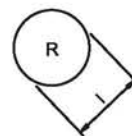
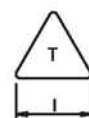
9. Shank Height

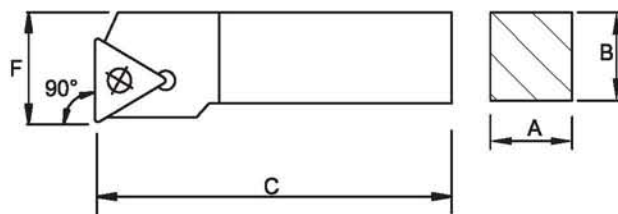


10. Shank Width

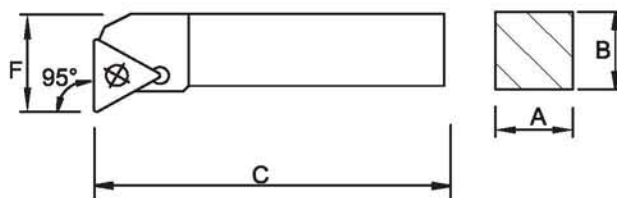


11. Insert Size I

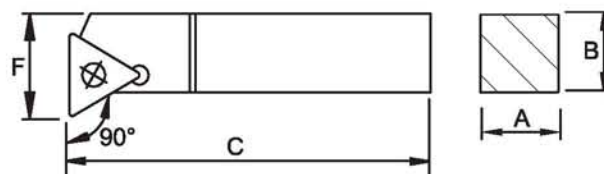


STFC 90 Deg


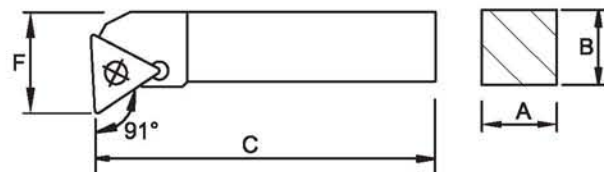
Order No. Right & Left Hand	Insert	Dimensions				Parts	
		A	B	C	F	Screw	Key
STFCR/L-0808H09	TCMT0902	8	8	100	10	Ø2.2x.45	T-7
STFCR/L-1010H09	TCMT0902	10	10	100	12	Ø2.2x.45	T-7
STFCR/L-1212H11	TCMT1102	12	12	100	16	Ø2.5x.45	T-8
STFCR/L-1616H11	TCMT1102	16	16	100	20	Ø2.5x.45	T-8

SCLC 95 Deg


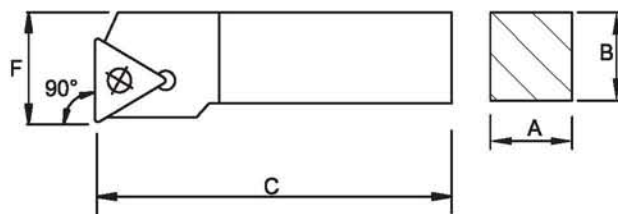
Order No. Right & Left Hand	Insert	Dimensions				Parts	
		A	B	C	F	Screw	Key
SCLCR/L-0808H06	CCMT0602	8	8	100	10	Ø2.5x.45	T-8
SCLCR/L-1010H06	CCMT0602	10	10	100	12	Ø2.5x.45	T-8
SCLCR/L-1212H09	CCMT09T3	12	12	100	16	Ø4.0x.70	T-15
SCLCR/L-1616H09	CCMT09T3	16	16	100	20	Ø4.0x.70	T-15
SCLCR/L-2020K09	CCMT09T3	20	20	125	25	Ø4.0x.70	T-15
SCLCR/L-2525M09	CCMT09T3	25	25	150	32	Ø4.0x.70	T-15
SCLCR/L-2020K12	CCMT1204	20	20	125	25	Ø4.5x.75	T-20
SCLCR/L-2525M12	CCMT1204	25	25	150	32	Ø4.5x.75	T-20

SCAC 90 Deg


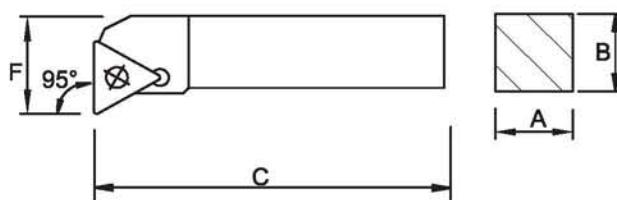
Order No. Right & Left Hand	Insert	Dimensions				Parts	
		A	B	C	F	Screw	Key
SCACR/L-0808H06	CCMT0602	8	8	100	8.5	Ø2.5x.45	T-8
SCACR/L-1010H06	CCMT0602	10	10	100	10.5	Ø2.5x.45	T-8
SCACR/L-1212H09	CCMT09T3	12	12	100	12.5	Ø4.0x.70	T-15

SCGC 91 Deg


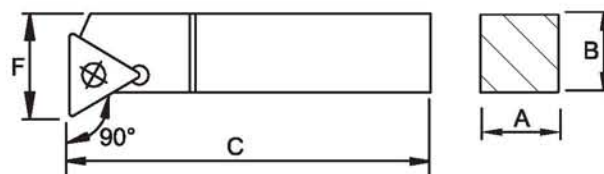
Order No. Right & Left Hand	Insert	Dimensions				Parts	
		A	B	C	F	Screw	Key
SCGCR/L-0808H06	CCMT0602	8	8	100	10	Ø2.5x.45	T-8
SCGCR/L-1010H06	CCMT0602	10	10	100	12	Ø2.5x.45	T-8
SCGCR/L-1212H09	CCMT09T3	12	12	100	16	Ø4.0x.70	T-15
SCGCR/L-1616H09	CCMT09T3	16	16	100	20	Ø4.0x.70	T-15

STFC 90 Deg


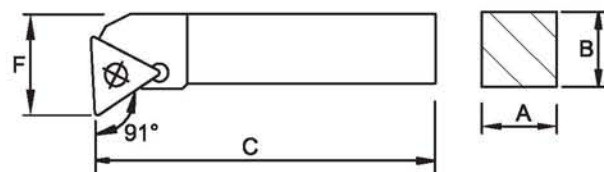
Order No. Right & Left Hand	Insert	Dimensions				Parts	
		A	B	C	F	Screw	Key
STFCR/L-0808H09	TCMT0902	8	8	100	10	Ø2.2x.45	T-7
STFCR/L-1010H09	TCMT0902	10	10	100	12	Ø2.2x.45	T-7
STFCR/L-1212H11	TCMT1102	12	12	100	16	Ø2.5x.45	T-8
STFCR/L-1616H11	TCMT1102	16	16	100	20	Ø2.5x.45	T-8

SCLC 95 Deg



Order No. Right & Left Hand	Insert	Dimensions				Parts	
		A	B	C	F	Screw	Key
SCLCR/L-0808H06	CCMT0602	8	8	100	10	Ø2.5x.45	T-8
SCLCR/L-1010H06	CCMT0602	10	10	100	12	Ø2.5x.45	T-8
SCLCR/L-1212H09	CCMT09T3	12	12	100	16	Ø4.0x.70	T-15
SCLCR/L-1616H09	CCMT09T3	16	16	100	20	Ø4.0x.70	T-15
SCLCR/L-2020K09	CCMT09T3	20	20	125	25	Ø4.0x.70	T-15
SCLCR/L-2525M09	CCMT09T3	25	25	150	32	Ø4.0x.70	T-15
SCLCR/L-2020K12	CCMT1204	20	20	125	25	Ø4.5x.75	T-20
SCLCR/L-2525M12	CCMT1204	25	25	150	32	Ø4.5x.75	T-20

SCAC 90 Deg


Order No. Right & Left Hand	Insert	Dimensions				Parts	
		A	B	C	F	Screw	Key
SCACR/L-0808H06	CCMT0602	8	8	100	8.5	Ø2.5x.45	T-8
SCACR/L-1010H06	CCMT0602	10	10	100	10.5	Ø2.5x.45	T-8
SCACR/L-1212H09	CCMT09T3	12	12	100	12.5	Ø4.0x.70	T-15


SCGC 91 Deg


Order No. Right & Left Hand	Insert	Dimensions				Parts	
		A	B	C	F	Screw	Key
SCGCR/L-0808H06	CCMT0602	8	8	100	10	Ø2.5x.45	T-8
SCGCR/L-1010H06	CCMT0602	10	10	100	12	Ø2.5x.45	T-8
SCGCR/L-1212H09	CCMT09T3	12	12	100	16	Ø4.0x.70	T-15
SCGCR/L-1616H09	CCMT09T3	16	16	100	20	Ø4.0x.70	T-15




SDQC 107.5 Deg

Order No. Right & Left Hand	Insert	Dimensions				Parts	
		A	B	C	F	Screw	Key
SDQCR/L-1010H07	DCMT0702	10	10	100	12	Ø2.5x.45	T-8
SDQCR/L-1212H11	DCMT11T3	12	12	100	16	Ø4.0x.70	T-15
SDQCR/L-1616H11	DCMT11T3	16	16	100	20	Ø4.0x.70	T-15
SDQCR/L-2020K11	DCMT11T3	20	20	125	25	Ø4.0x.70	T-15
SDQCR/L-2525M11	DCMT11T3	25	25	150	32	Ø4.0x.70	T-15



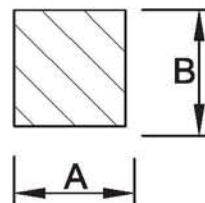
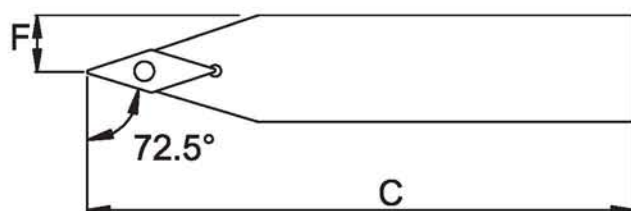
SDJC-N 93 Deg

Order No. Right & Left Hand	Insert	Dimensions				Parts	
		A	B	C	F	Screw	Key
SDJCR/L-0808H07N	DCMT0702	8	8	100	8	Ø2.5x.45	T-8
SDJCR/L-1010H07N	DCMT0702	10	10	100	10	Ø2.5x.45	T-8
SDJCR/L-1212H11N	DCMT11T3	12	12	100	12	Ø4.0x.70	T-15
SDJCR/L-1616H11N	DCMT11T3	16	16	100	16	Ø4.0x.70	T-15

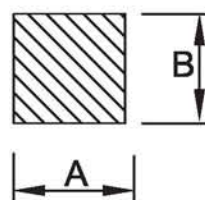
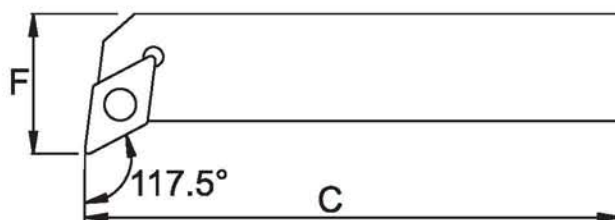


SVJC 93 Deg

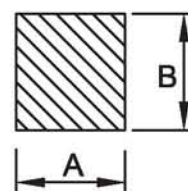
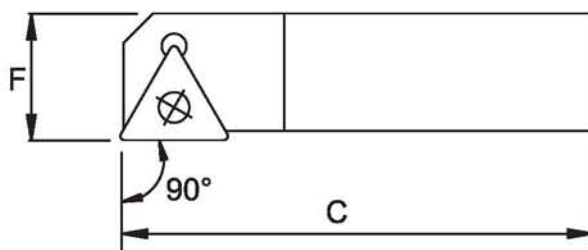
Order No. Right & Left Hand	Insert	Dimensions				Parts	
		A	B	C	F	Screw	Key
SVJCR/L-1010H11	VCMT1103	10	10	100	12	Ø2.5x.45	T-12
SVJCR/L-1212H11	VCMT1103	12	12	100	16	Ø2.5x.45	T-16
SVJCR/L-1616H11	VCMT1103	16	16	100	20	Ø2.5x.45	T-20
SVJCR/L-2020K16	VCMT1604	20	20	125	25	Ø3.5x.60	T-15
SVJCR/L-2525M16	VCMT1604	25	25	150	32	Ø3.5x.60	T-15


SVVCN 72.5 Deg

Order No.	Insert	Dimensions				Parts	
		A	B	C	F	Screw	Key
SVVCN-1010H11	VCMT1103	10	10	100	5	Ø2.5x.45	T-8
SVVCN-1212H11	VCMT1103	12	12	100	6	Ø2.5x.45	T-8
SVVCN-1616H11	VCMT1103	16	16	100	8	Ø2.5x.45	T-8
SVVCN-2020K16	VCMT1604	20	20	125	10	Ø3.5x.60	T-15
SVVCN-2525M16	VCMT1604	25	25	150	12.5	Ø3.5x.60	T-15


SVPC 117.5 Deg

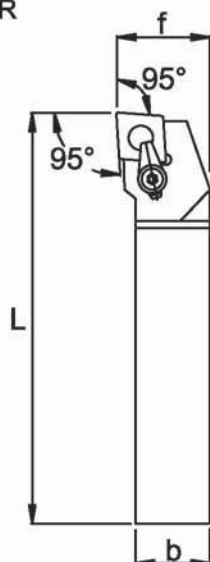
Order No. Right & Left Hand	Insert	Dimensions				Parts	
		A	B	C	F	Screw	Key
SVPCR/L-1010H11	VCMT1103	10	10	100	14.5	Ø2.5x.45	T-8
SVPCR/L-1212H11	VCMT1103	12	12	100	16.5	Ø2.5x.45	T-8
SVPCR/L-1616H11	VCMT1103	16	16	100	20.5	Ø2.5x.45	T-8
SVPCR/L-2020K16	VCMT1604	20	20	125	25	Ø3.5x.60	T-15
SVPCR/L-2525M16	VCMT1604	25	25	150	32	Ø3.5x.60	T-15


STAC 90 Deg

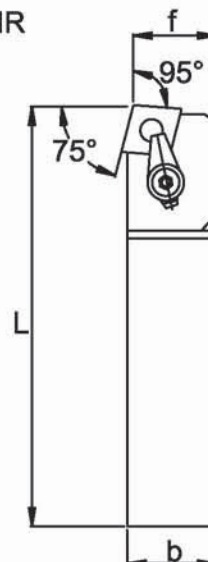
Order No. Right & Left Hand	Insert	Dimensions				Parts	
		A	B	C	F	Screw	Key
STACR/L-0808H09	TCMT0902	8	8	100	8.5	Ø2.2x.45	T-7
STACR/L-1010H09	TCMT0902	10	10	100	10.5	Ø2.2x.45	T-7
STACR/L-1212H11	TCMT1102	12	12	100	12.5	Ø2.5x.45	T-8
STACR/L-1616H11	TCMT1102	16	16	100	16.5	Ø2.5x.45	T-8




Toolholders for inserts CNMM and CNMG

MCLNR







MCBNR



Application	 80°	Part No.	Dimensions in mm				Insert CNM
			h	b	L	f	
95° 	12	MCLNR/L2020K 12	20	20	125	25	CNM 12
		MCLNR/L2525M 12	25	25	150	32	
		MCLNR/L3232P 12	32	32	170	40	
75° 	12	MCLNR/L2020K 12	20	20	125	25	CNM 12
		MCLNR/L2525M 12	25	25	150	32	
		MCLNR/L3232P 12	32	32	170	40	

Spare Parts

Insert	Centre screw	Clamp	Clamp screw
 80°			
	WIDIA		UNBRAKO
CNM 12	73386473	73085868	M6X20L

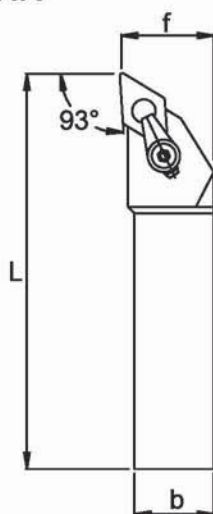
Note:

We can suit ISO insert any make like SANDVIK, SECO, WIDIA, KORLOY, MITSUBISHI, ISCAR, TAEGUTEC, PLANSEE TIZIT, KYOCERA etc.,

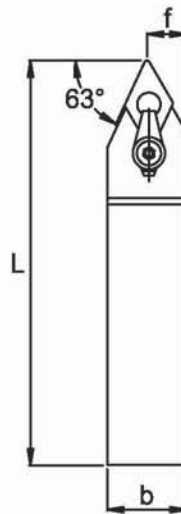


TURNING - TOOL HOLDRES, EXTERNAL ISO

MDJNR



MDNNN



Tool holders for inserts
DNMM and DNMG

Application		Part No.	Dimensions in mm				Inserts DNM
			h	b	L	f	
	11	MDJNR/L2020K 11	20	20	125	25	DNM 11
		MDJNR/L2525M 11	25	25	150	32	
		MDJNR/L3232P 11	32	32	170	40	
	15	MDJNR/L2020K 15	20	20	125	25	DNM 15
		MDJNR/L2525M 15	25	25	150	32	
		MDJNR/L3232P 15	32	32	170	40	
	11	MDNNN 2020K 11	20	20	125	10	DNM 11
		MDNNN 2525M 11	25	25	150	12.5	
		MDNNN 3232P 11	32	32	170	16	
	15	MDNNN 2020K 15	20	20	125	10	DNM 15
		MDNNN 2525M 15	25	25	150	12.5	
		MDNNN 3232P 15	32	32	170	16	

Spare Parts

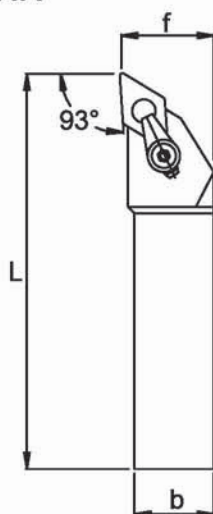
Insert	Centre screw	Clamp	Clamp screw
	WIDIA		UNBRAKO
DNM 11	73386472	73085868	M6X15L
DNM 15	73386473	73331361	M5X20L

Note:
We can suit ISO insert any make like
SANDVIK, SECO, WIDIA, KORLOY,
MITSUBISHI, ISCAR, TAEGUTEC,
PLANSEE TIZIT, KYOCERA etc.,

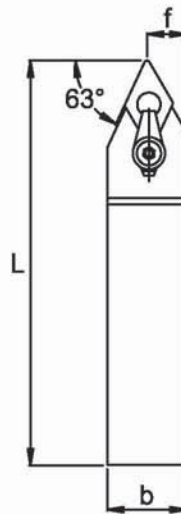


TURNING - TOOL HOLDRES, EXTERNAL ISO

MDJNR



MDNNN



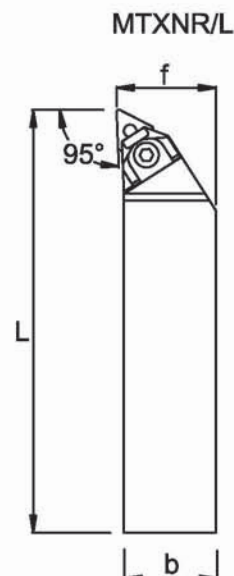
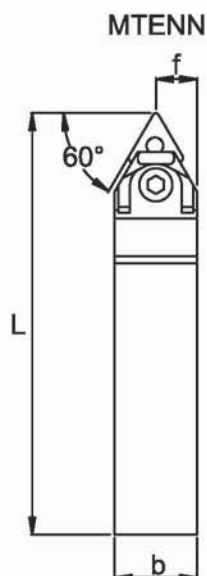
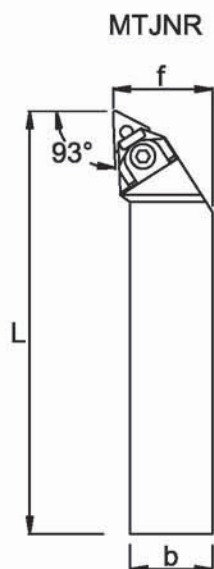
Tool holders for inserts
DNMM and DNMG



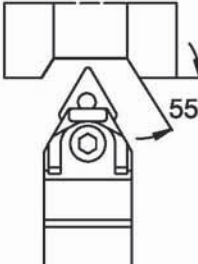
Application		Part No.	Dimensions in mm				Inserts DNM
			h	b	L	f	
	11	MDJNR/L2020K 11	20	20	125	25	DNM 11
		MDJNR/L2525M 11	25	25	150	32	
		MDJNR/L3232P 11	32	32	170	40	
	15	MDJNR/L2020K 15	20	20	125	25	DNM 15
		MDJNR/L2525M 15	25	25	150	32	
		MDJNR/L3232P 15	32	32	170	40	
	11	MDNNN 2020K 11	20	20	125	10	DNM 11
		MDNNN 2525M 11	25	25	150	12.5	
		MDNNN 3232P 11	32	32	170	16	
	15	MDNNN 2020K 15	20	20	125	10	DNM 15
		MDNNN 2525M 15	25	25	150	12.5	
		MDNNN 3232P 15	32	32	170	16	

Spare Parts





Insert	Centre screw	Clamp	Clamp screw
	WIDIA		UNBRAKO
DNM 11	73386472	73085868	M6X15L
DNM 15	73386473	73331361	M5X20L

Note:
We can suit ISO insert any make like
SANDVIK, SECO, WIDIA, KORLOY,
MITSUBISHI, ISCAR, TAEGUTEC,
PLANSEE TIZIT, KYOCERA etc.,


Toolholders for inserts TNMM and TNMG


		Part No.	Dimensions in mm				Inserts TNM
			h	b	L	f	
93° 	16	MTJNR/L 2020K 16	20	20	125	25	TNM 16
		MTJNR/L 2525M 16	25	25	150	32	
		MTJNR/L 3232P 16	32	32	170	40	
	22	MTJNR/L 2525M 22	25	25	150	32	TNM 22
		MTJNR/L 3232P 22	32	32	170	40	
60° 	16	MTENN 2020K 16	20	20	125	10	TNM 16
		MTENN 2525M 16	25	25	150	12.5	
		MTENN 3232P 16	32	32	170	16	
	22	MTENN 2525M 22	25	25	150	32	TNM 22
		MTENN 3232P 22	32	32	170	40	

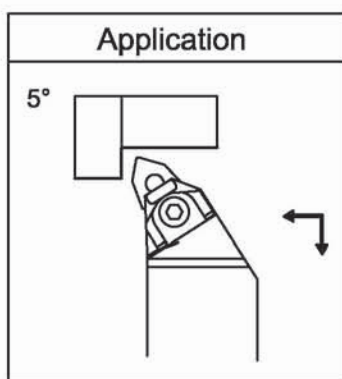
Spare Parts - WIDIA

Insert 	Centre Pin 	Clamp 	Shim 
WIDIA			
TNM 16	73386472	73076676	73080001
TNM 22	73386473	73076677	73080001

Note:
We can suit ISO insert any make like
SANDVIK, SECO, WIDIA, KORLOY, MITSUBISHI, ISCAR,
TAEGUTEC, PLANSEE TIZIT, KYOCERA etc.,



Right-hand Shown



Part No.	Dimensions in mm				Inserts WN..
	h	b	L	f	
MWLNRL 2020-K06	20	20	125	25	0603..
MWLNRL 2525-M06	25	25	150	32	
MWLNRL 3232-P06	32	32	170	40	
MWLNRL 2020-K08	20	20	125	25	0804..
MWLNRL 2525-M08	25	25	150	32	
MWLNRL/L3232-P08	32	32	170	40	

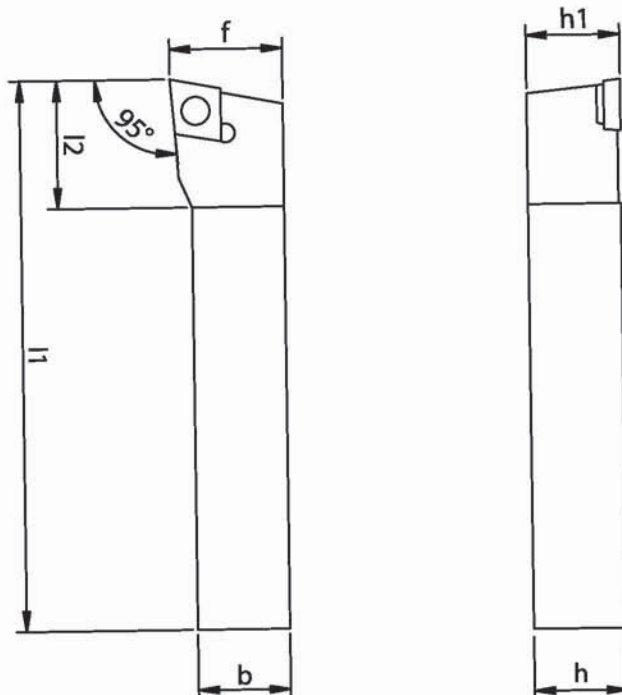
Spare Parts -WIDIA

Insert	Centre pin	Clamp	Clamp screw
WNMG 0603	73386472	73085868	M6X15L
WNMG 0804	73386473	73085998	M8X20L

Note:

We can suit ISO insert any make like SANDVIK, SECO, WIDIA, KORLOY, MITSUBISHI, ISCAR, TAEGUTEC, PLANSEE TIZIT, KYOCERA etc.,

TURNING - TOOL HOLDERS, EXTERNAL ISO



Part No	Dimensions in mm				Inserts CC_T
	b	h	L	f	
SCLCR/L 1010-E06	10	10	70	12	0602..
SCLCR/L 1212-F09	12	12	80	16	09T3..
SCLCR/L 1616-H09	16	16	100	20	
SCLCR/L 2020-K12	20	20	125	25	1204..
SCLCR/L 2525-M12	25	25	150	32	

Part No.	Dimensions in mm				Inserts CC_T
	b	h1	L	f	
SCACL 1212D09	12	12	80	12.5	09T3..
SCACL1616H09	16	16	100	16.5	
SCACL 2020K09	20	20	125	20.5	


Spare Parts

Insert	Insert screw	Torx key
CCMT 060204	M2.5 X 0.45	T 8
CCMT 09T308	M3.5 X 0.60	T 15
CCMT 120408	M4.0 X 0.70	T 20

Note:

We can suit ISO insert any make like SANDVIK, SECO, WIDIA, KORLOY, MITSUBISHI, ISCAR, TAEGUTEC, PLANSEE TIZIT, KYOCERA etc.,

SDACR/L

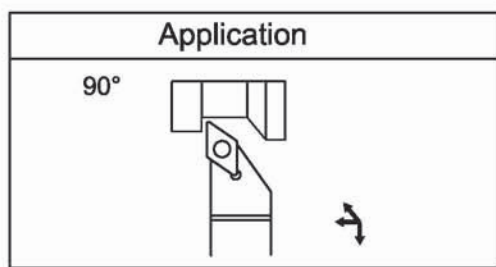
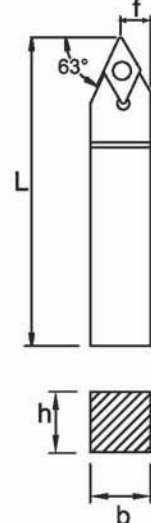


Right-hand Shown

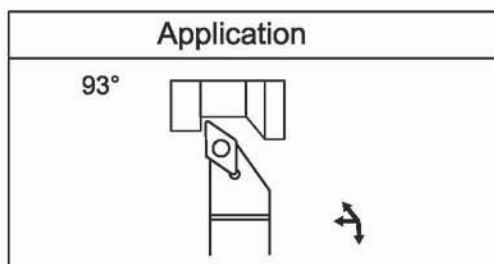
SDJCR/L



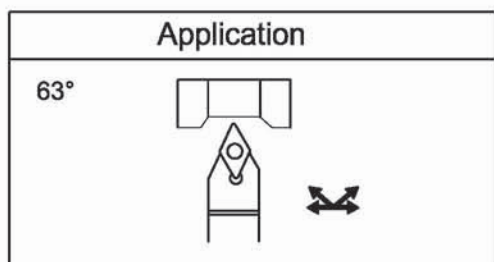
SDNCN/L



Part No.	Dimensions in mm				Inserts DC_T
	b	h	L	f	
SDACR/L 1212-F11	12	12	80	12.5	0702..
SDACR/L 1616-H11	16	16	100	16.5	11T3..
SDACR/L 2020-K11	20	20	125	20.5	



Part No.	Dimensions in mm				Inserts DC_T
	b	h	L	f	
SDJCR/L 1212-F07	12	12	80	16	0702..
SDJCR/L 1616-H11	16	16	100	20	11T3..
SDJCR/L 2020-K11	20	20	125	25	
SDJCR/L 2525-M11	25	25	150	32	



Part No.	Dimensions in mm				Inserts DC_T
	b	h	L	f	
SDNCN 1212-H11	12	12	100	6	11T3..
SDNCN 1616-H11	16	16	100	8	11T3..
SDNCN 2020-K11	20	20	125	10	

Spare Parts


Insert	Insert screw	Torx key
DCMT 0702	M2.5 x 0.45	T 8
DCMT 11T3	M3.5 X 0.60	T 15

Note:

We can suit ISO insert any make like SANDVIK, SECO, WIDIA, KORLOY, MITSUBISHI, ISCAR, TAEGUTEC, PLANSEE TIZIT, KYOCERA etc.,

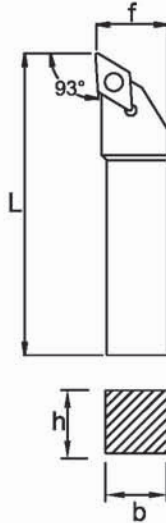
TURNING - TOOL HOLDERS, EXTERNAL ISO

SDACR/L

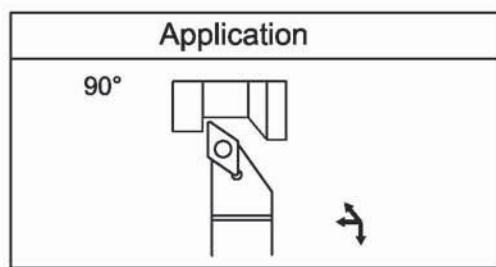
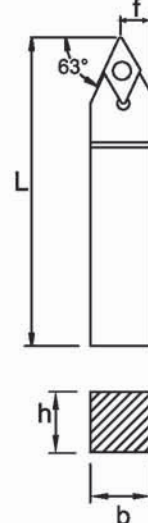


Right-hand Shown

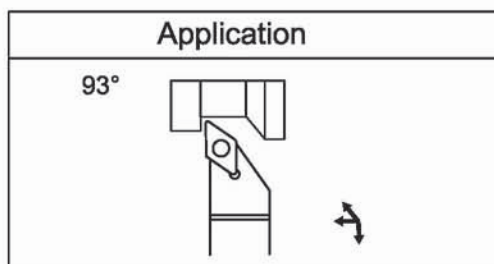
SDJCR/L



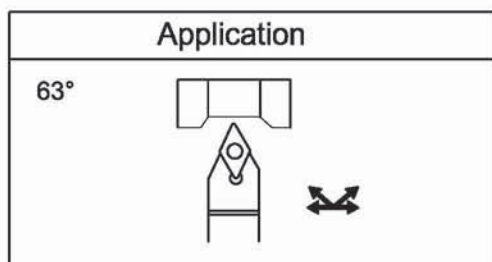
SDNCN/L



Part No.	Dimensions in mm				Inserts DC_T
	b	h	L	f	
SDACR/L 1212-F11	12	12	80	12.5	0702..
SDACR/L 1616-H11	16	16	100	16.5	11T3..
SDACR/L 2020-K11	20	20	125	20.5	



Part No.	Dimensions in mm				Inserts DC_T
	b	h	L	f	
SDJCR/L 1212-F07	12	12	80	16	0702..
SDJCR/L 1616-H11	16	16	100	20	11T3..
SDJCR/L 2020-K11	20	20	125	25	
SDJCR/L 2525-M11	25	25	150	32	



Part No.	Dimensions in mm				Inserts DC_T
	b	h	L	f	
SDNCN 1212-H11	12	12	100	6	11T3..
SDNCN 1616-H11	16	16	100	8	11T3..
SDNCN 2020-K11	20	20	125	10	

Spare Parts

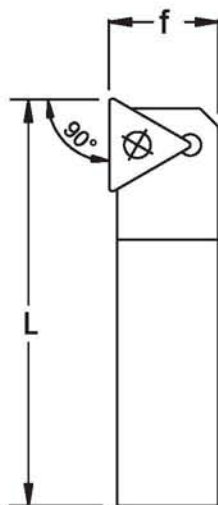
Insert	Insert screw	Torx key
DCMT 0702	M2.5 x 0.45	T 8
DCMT 11T3	M3.5 X 0.60	T 15

Note:

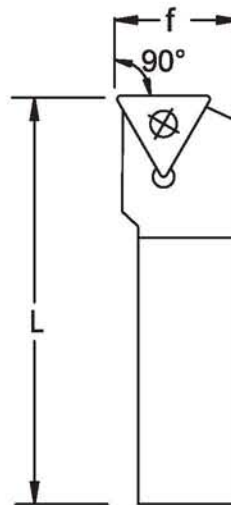
We can suit ISO insert any make like SANDVIK, SECO, WIDIA, KORLOY, MITSUBISHI, ISCAR, TAEGUTEC, PLANSEE TIZIT, KYOCERA etc.,

TURNING - TOOL HOLDRES, EXTERNAL ISO

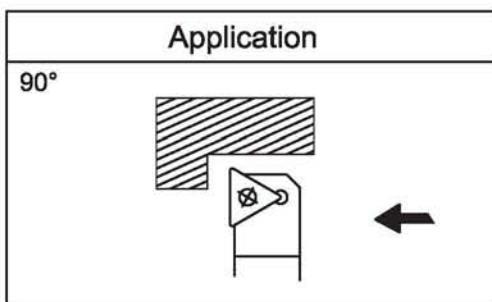
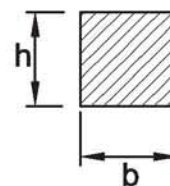
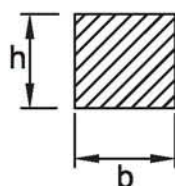
STACR/L



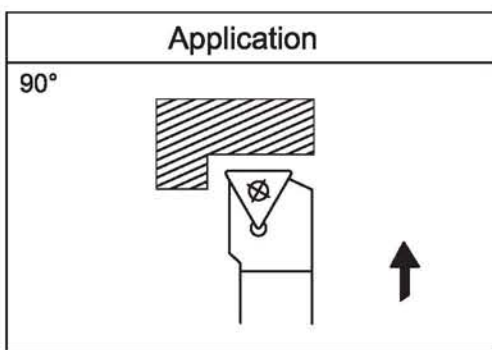
STFCR/L



Right-hand Shown



Part No.	Dimensions in mm				Inserts TCMT
	b	h	L	f	
STACR/L 1212-F11	12	12	80	12.5	1102..
STACR/L 1616-H11	16	16	100	16.5	
STACR/L 2020-K16	20	20	125	20.5	16T3..
STACR/L 2525-M16	25	25	150	25.5	



Part No.	Dimensions in mm				Inserts TCMT
	b	h	L	f	
STFCR/L 1212-F11	12	12	80	16	1102..
STFCR/L 1616-H11	16	16	100	20	
STFCR/L 1616-H16	16	16	100	20	16T3..
STFCR/L 2020-K16	20	20	125	25	
STFCR/L 2525-M16	25	25	150	32	

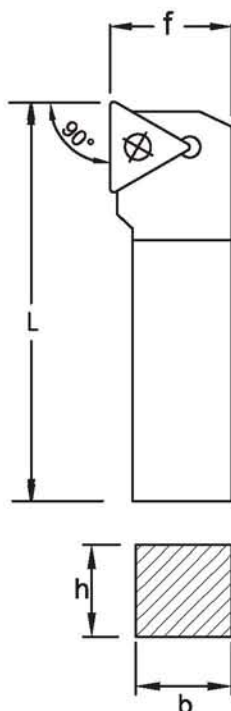
Spare Parts

Insert	Insert screw	Trox key
TcmT 1102	M2.5 X 0.45	T 8
TcmT 16T3	M3.5 X 0.60	T 15

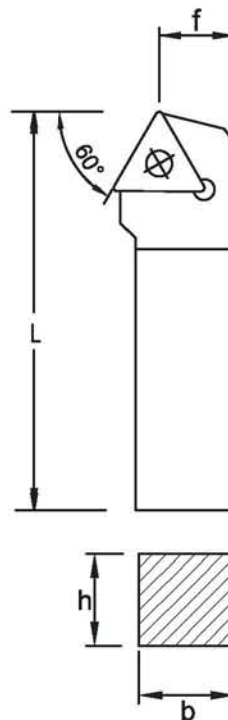
Note:
We can suit ISO insert any make like
SANDVIK, SECO, WIDIA, KORLOY, MITSUBISHI, ISCAR,
TAEGUTEC, PLANSEE TIZIT, KYOCERA etc.,

TURNING - TOOL HOLDRES, EXTERNAL ISO

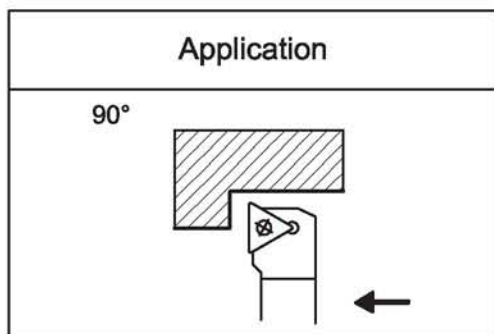
STGCR/L



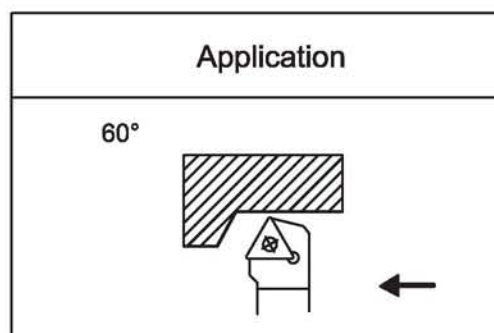
STTCR/L



Right-hand Shown



Part No.	Dimensions in mm				Inserts TCMT
	b	h	L	f	
STGCR/L 1212-F11	12	12	80	16	1102..
STGCR/L 1616-H11	16	16	100	20	
STGCR/L 2020-K16	20	20	125	25	16T3..
STGCR/L 2525-M16	25	25	150	32	



Part No.	Dimensions in mm				Inserts TCMT
	b	h	L	f	
STTCR/L 1616-H11	16	16	100	13	1102..
STTCR/L 1616-H16	16	16	100	13	16T3..
STTCR/L 2020-K16	20	20	125	17	
STTCR/L 2525-M16	25	25	150	24	

Spare parts

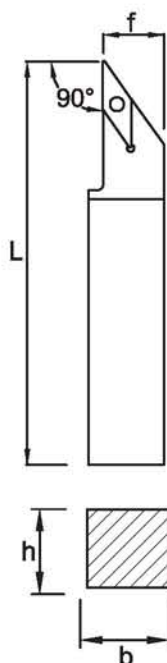
Insert	Insert screw	Trox key
TCMT 1102	M2.5 X 0.45	T 8
TCMT 16T3	M3.5 X 0.60	T 15

Note:

We can suit ISO insert any make like SANDVIK, SECO, WIDIA, KORLOY, MITSUBISHI, ISCAR, TAEGUTEC, PLANSEE TIZIT, KYOCERA etc.,


TURNING - TOOL HOLDRES, EXTERNAL ISO

SVABR/L



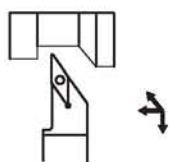
Right-hand Shown

SVJBR/L



Application

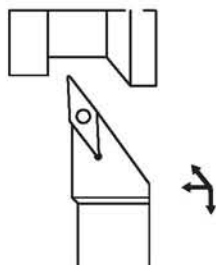
90°



Part No.	Dimensions in mm				Inserts VB.T
	b	h	L	f	
SVABR/L 1616-H16	16	16	100	15	1604..
SVABR/L 2020-K16	20	20	125	19	
SVABR/L 2525-M16	25	25	150	24	

Application

93°



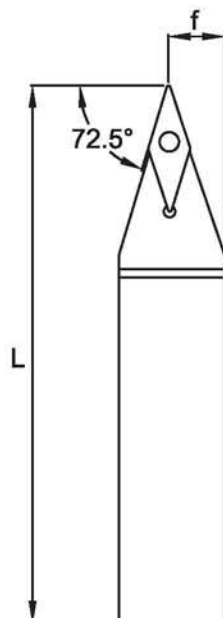
Part No.	Dimensions in mm				Inserts VB.T
	b	h	L	f	
SVJBR/L 1616-H11	16	16	100	16	1102..
SVJBR/L 2020-K11	20	20	125	25	
SVJBR/L 1616-H16	16	16	100	20	1604..
SVJBR/L 2020-K16	20	20	125	25	
SVJBR/L 2525-M16	25	25	150	32	

Spare parts

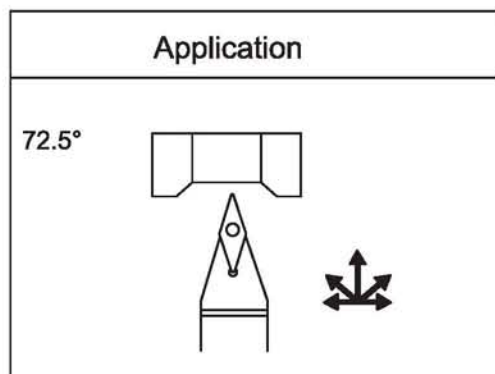
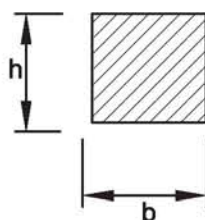
Insert	Insert screw	Trox key
VBMT 1102	M2.5 x 0.45	T 8
VBMT 1604	M3.5 x 0.60	T 15

Note:

We can suit ISO insert any make like SANDVIK, SECO, WIDIA, KORLOY, MITSUBISHI, ISCAR, TAEGUTEC, PLANSEE TIZIT, KYOCERA etc.,

SVVBN


Right-hand Shown



Part No.	Dimensions in mm				Inserts VB.T
	b	h	L	f	
SVVBN 1616-H11	16	16	100	8.3	1102..
SVVBN 2020-K11	20	20	125	10.3	
SVVBN 1616-H16	16	16	100	8.3	1604..
SVVBN 2020-K16	20	20	125	10.6	
SVVBN 2525-M16	25	25	150	12.5	

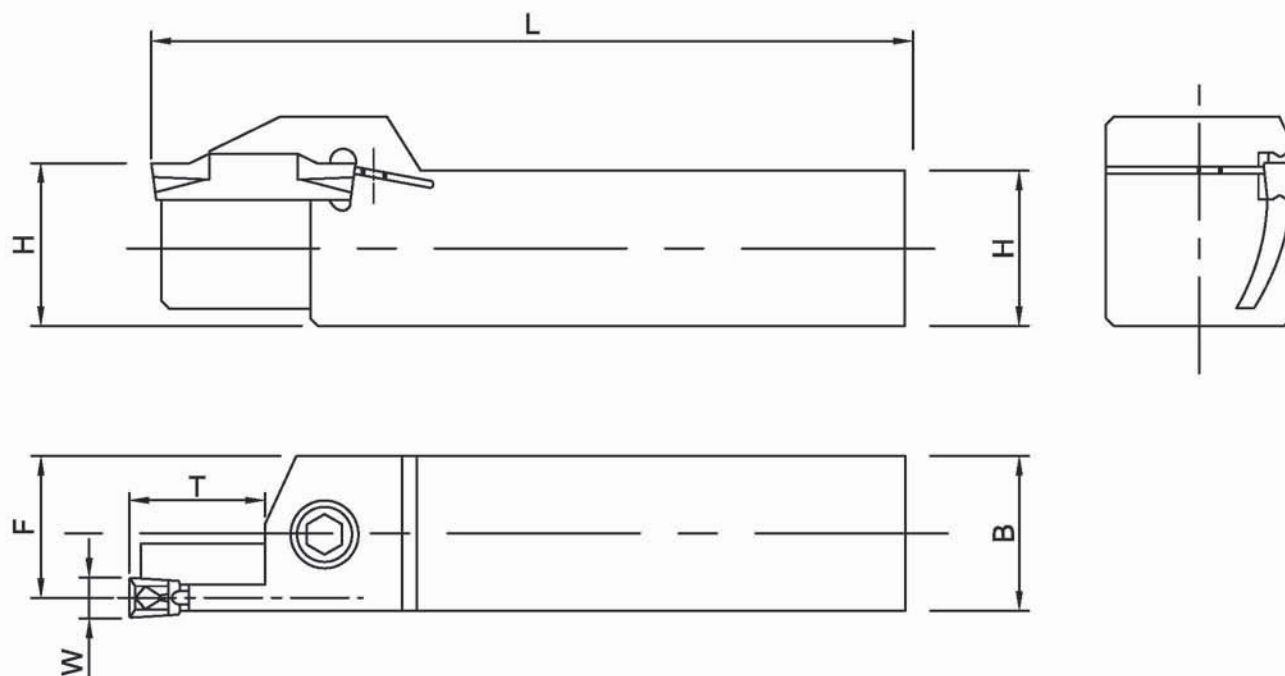
Spare parts

Insert	Insert screw	Trox key
VBMT 1102	M2.5 x 0.45	T 8
VBMT 16T3	M3.5 x 0.60	T 15

Note:

We can suit ISO insert any make like SANDVIK, SECO, WIDIA, KORLOY, MITSUBISHI, ISCAR, TAEGUTEC, PLANSEE TIZIT, KYOCERA etc.,

EXTERNAL FACE GROOVING HOLDERS



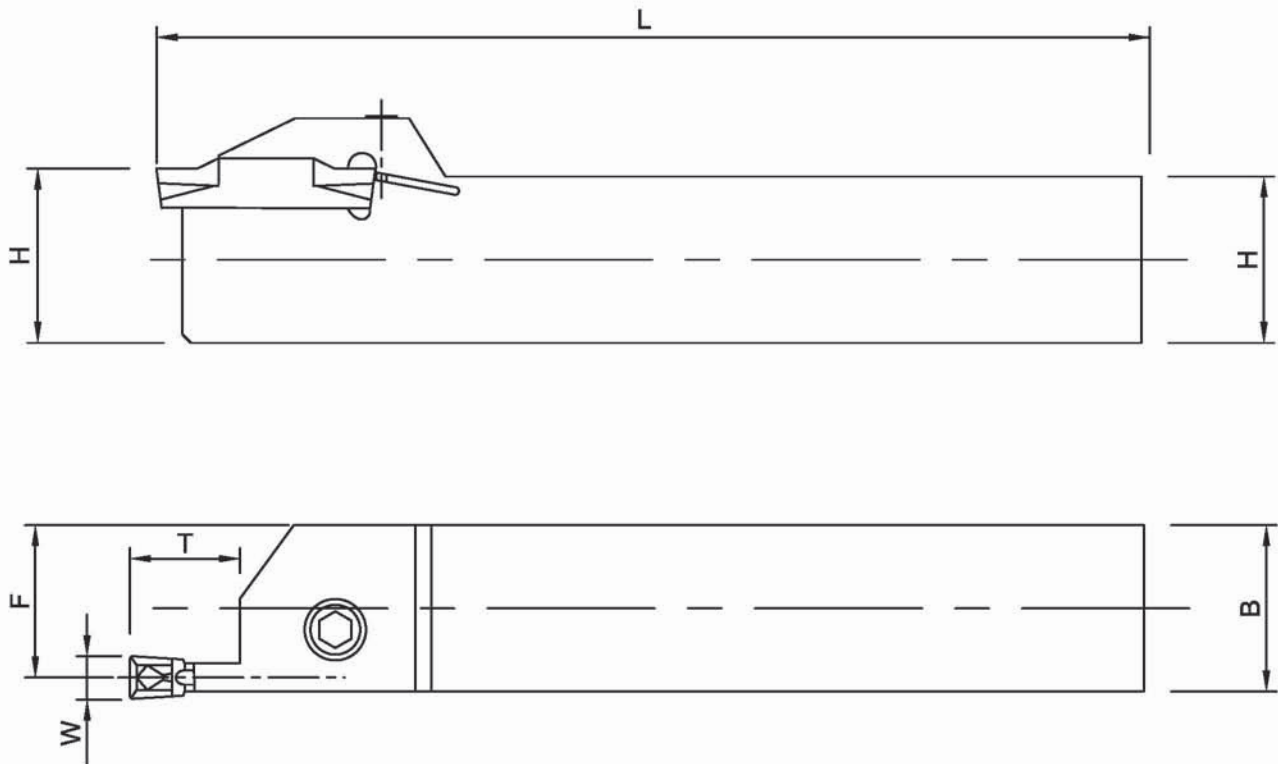
Designation	H	B	L	F	W	T max
FGTR/L 20-20-3	20	20	125	18.5	3	12
FGTR/L 20-20-4				19	4	15
FGTR/L 25-30-4	25	25	150	23.5	4	12
FGTR/L 25-40-4						15
FGTR/L 25-50-4						
FGTR/L 25-60-4						
FGTR/L 25-60-6	25	25	150	22.5	6	20
FGTR/L 25-85-6						
FGTR/L 25-150-6						

Note:

We can suit ISO insert any make like

SANDVIK, SECO, WIDIA, KORLOY, MITSUBISHI, ISCAR, TAEGUTEC, PLANSEE TIZIT, KYOCERA etc.,

EXTERNAL PARTING & TURNING HOLDERS



Designation	H	B	L	F	W	T max
PTR/L 2020-3T09	20	20	125	19	3	10
PTR/L 2525-3T09	25	25	150	14		
PTR/L 2020-4T10	20	20	125	18.5	4	10
PTR/L 2525-4T10	25	25	150	23.5		
PTR/L 2020-5T12	20	20	125	18	5	12
PTR/L 2525-5T12	25	25	150	23		
PTR/L 2020-6T12	20	20	125	17.5	6	12
PTR/L 2525-6T12	25	25	150	22.5		

Note:

We can suit ISO insert any make like

SANDVIK, SECO, WIDIA, KORLOY, MITSUBISHI, ISCAR, TAEGUTEC, PLANSEE TIZIT, KYOCERA etc.,